





Challenger Mystery Pneumàtics Perelló

TRAMO DE CALIBRACIÓN



DISTANCE		DIRECTION	INFORMATION	DIST. REGR.
TOTAL	PARTIAL			
0.000	0.000	1  Lat: 41.94324 Lon: 2.79510		0.362
0.362	0.362	2  Lat: 41.94545 Lon: 2.79829		0.000

Made with Rabbit Roadbook Designer

Pag. 1

